



Figure 1: General Allenby's march into the Russian Compound in Jerusalem, 1917. Wikimedia Commons.



Figure 2: Palestine Police Emblem, which appeared on official documents, caps, and even cuff links. Wikimedia Commons.

GB165-0632 Giles 1/4/34

P. 270.

270

FINGER-PRINT IDENTIFICATION SLIP. نموذج تصنيف البصمات פתקת-זהוי של טביעות האצבעות.

Name in which charged الاسم المتهم תחת השם שבו נאשם
of מ
Description of offence with which charged وصف الجرم المتهم به תאור הפש שבו נאשם

Finger impression classification

C.R.O. No.

Charge Register serial number رقم سجل التهم المتسلسل המספר הסדורי במקום האשמות

RIGHT HAND היד הימנית اليد اليمنى

Table with 5 columns for Right Hand fingers: 1. Right Thumb, 2. R. Fore Finger, 3. R. Middle Finger, 4. R. Ring Finger, 5. R. Little Finger. Each column contains a fingerprint impression.

(כפל כאן) (FOLD) (אטו النموذج من هنا)

LEFT HAND היד השמאלית اليد اليسرى

Table with 5 columns for Left Hand fingers: 6. Left Thumb, 7. L. Fore Finger, 8. L. Middle Finger, 9. L. Ring Finger, 10. L. Little Finger. Each column contains a fingerprint impression.

(כפל כאן) (FOLD) (אטו النموذج من هنا)

LEFT HAND היד השמאלית اليد اليسرى

Plain impressions of the four fingers (taken simultaneously) يجب اخذ البصمة السطحية للاصابع الاربعة معاً טביעה פשוטה של כל ארבעת האצבעות

RIGHT HAND היד הימנית اليد اليمنى

Plain impressions of the four fingers (taken simultaneously) يجب اخذ البصمة السطحية للاصابع الاربعة معاً טביעה פשוטה של כל ארבעת האצבעות



Impressions taken by (No. rank and name) تاريخ (الرقم والرتبة والاسم) (מספר דרגה ושם) Date

Classified by (P.T.O.) Date Tested by (וא להפוך) Date (אבל النموذج)

Figure 3: Palestine Police trilingual fingerprint form in English, Arabic, and Hebrew, circa 1946-1948. Middle East Center Archive (File GB165-0632 1/4/34), St. Antony's College, Oxford.

N.A.D. Form No. 8.

No. of Certificate Finger Print Classification 7.U. OM. 14
18.U. 0. 17

ROLLED IMPRESSIONS—RIGHT HAND.

1. RIGHT THUMB.	2. R. FORE FINGER.	3. R. MIDDLE FINGER.	4. R. RING FINGER.	5. R. LITTLE FINGER.
17	14	10	13	14
Fold. W	/	/	/	/

ROLLED IMPRESSIONS—LEFT HAND.

6. LEFT THUMB.	7. L. FORE FINGER.	8. L. MIDDLE FINGER.	9. L. RING FINGER.	10. L. LITTLE FINGER.
I	14	I	I	13
Fold. W	/	W	W	/

PLAIN IMPRESSIONS TAKEN SIMULTANEOUSLY.

LEFT HAND.	RIGHT HAND.

NOTE.—Impressions to be so taken that the flexure of the last joint shall be immediately above the black line marked FOLD. If the impression of any digit is defective a Second print may be taken in the vacant space at foot of form.


When a finger is amputated, deformed, or so injured that the impression cannot be obtained, the fact should be noted in the space provided for that impression.

	LEFT THUMB.	RIGHT THUMB.	
--	-------------	--------------	--

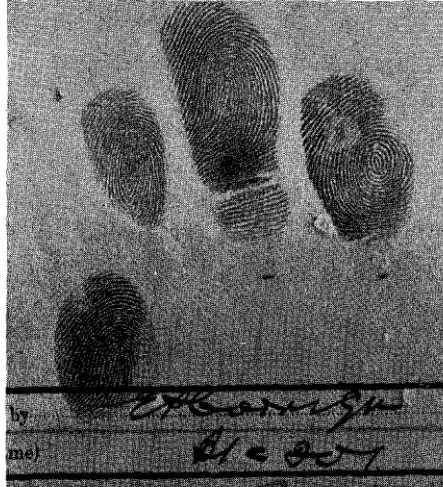
Finger-Print Certificate As Used at Kenya Colony Bureau
 (For Story, See Page 16)
Ridge Counting Under Zimox System
 Excluding Inner and Outer Terminus

Z 1 to 4 — 1 5 to 8 — M 9 to 12 — O 13 to 16 — X 17 and over

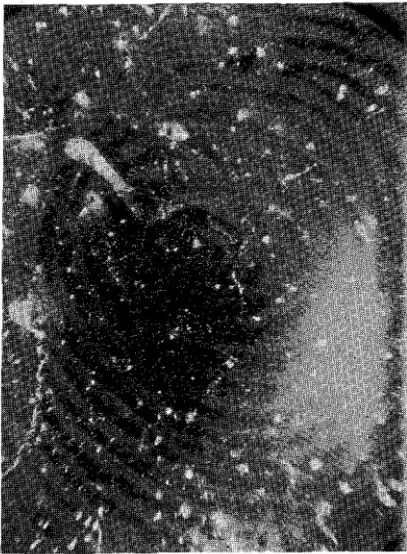
Figure 4: Example of a Zimox-classified fingerprintcard from the Kenya Police. *Fingerprint and Identification Magazine*, Vol 6, No. 11. (May 1925):32.



The bomb, showing alarm clock attachment



Impressions of left four fingers of accused



Photomicrographs of print found inside clock

(face p. 444)

Figure 5: Images of the bomb, alarm clock, and fingerprints from the *Police Journal*. John M. Reid, "The Identification of Fingerprints in a Bomb Outrage," *Police Journal* 12, no. 4 (1939): 442–44

שם _____
 כתובה _____
 נויים _____

מיון _____
 המספר הידורי של ר.פ. _____

י ד י מ ין

1. אגודל	2. אצבע	3. אמה	4. קטיצה	5. זרת
		יקל כאן		

י ד ש מ א ל

6. אגודל	7. אצבע	8. אמה	9. קטיצה	10. זרת
		יקל כאן		

י ד ש מ א ל
 ארבע האצבעות

י ד י מ ין
 ארבע האצבעות

--	--

אגודל שמאל	אגודל ימין	יקל כאן	הוטבעה ע"י _____
		תאריך _____	מס' דרגה ופס' _____
		תאריך _____	מיון ע"י _____
		תאריך _____	בדיקה ע"י _____
			הערות _____

חתימת בעל הטביעות _____

טופס לטביעת אצבעות של משטרת ישראל.

Figure 6: The Israel Police Fingerprint Form in 1948, as it appeared in the magazine *Israel Police Officer* (October-November 1948), p. 17.